

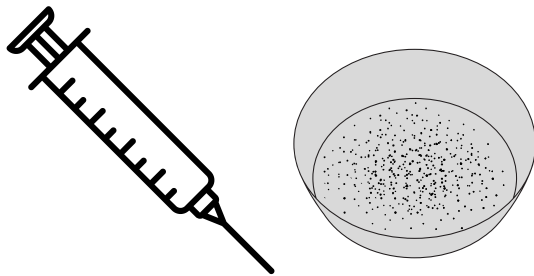


How To Use Fentanyl Test Strips

For Syringe Use & Residue

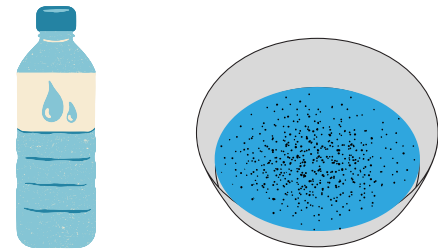
1

Prepare the shot as normal with a new and sterile syringe and set aside.



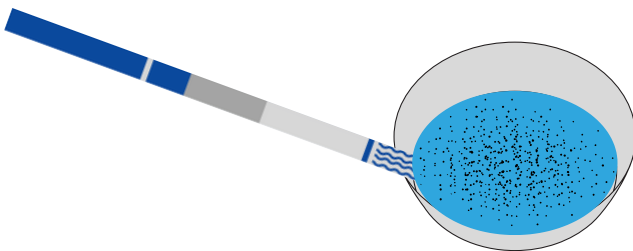
2

Add 1 teaspoon (5ml) of water (about 1/4 inch) to the residue in the cooker and mix.




3

Immerse the wavy end of the test strip into the water for 15 seconds.



4

Remove the strip and lay it on a clean, flat surface. Wait 2-5 minutes for the results.



5

Determine the results.



6

Make a plan if there is a positive result.

- Have naloxone available
- Have a friend nearby or call the Never Use Alone hotline (800-484-3731)
- Use less of the substance
- Use slowly
- Don't mix substances

If you receive an invalid result, test the substance again with a new fentanyl test strip.