

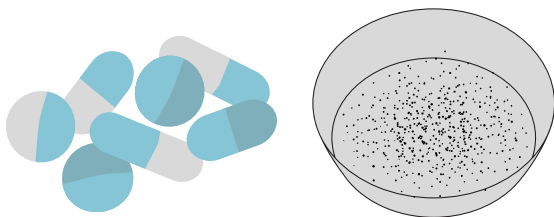


How To Use Xylazine Test Strips

Xylazine test strips should only be used on substances expected to contain opioids and not with cannabis, cocaine, meth or other non-opioids. Testing non-opioids with fentanyl test strips is still recommended.

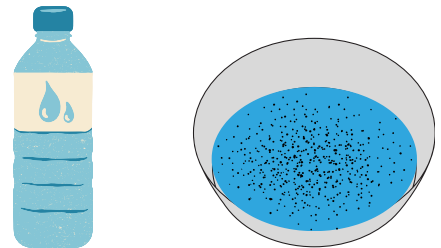
1

Scrape or crush **1 micro scoop (10mg)** of the substance into a sterile container such as a cooker or bottle cap.



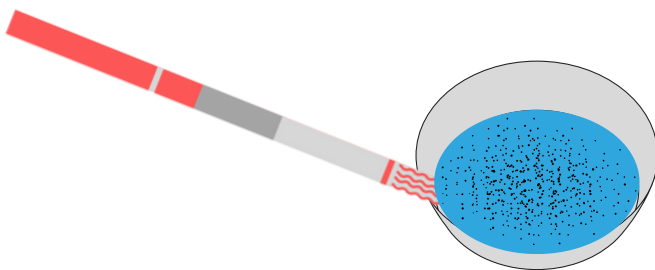
2

Add **1 teaspoon (5ml)** of water to the cooker and mix.



3

Immerse the wavy end of the test strip into the water for 15 seconds.



4

Remove the strip and lay it on a clean, flat surface. Wait 2-5 minutes for the results.



5

Determine the results.

Positive



Negative



Invalid



6

Make a plan if there is a positive result.

- Have naloxone available
- Have a friend nearby or call the Never Use Alone hotline (800-484-3731)
- Use less of the substance
- Use slowly
- Don't mix substances

If you receive an invalid result, test the substance again with a new xylazine test strip.